


DAVINCI PILOT

Newsletter of the USS DaVinci, NCC-74671, Columbus, GA
Volume 28 Number 02 – October 2021



*A Local Chapter of Starfleet, the
International Star Trek Fan Association*

****Starfleet's 2018 Electronic Newsletter of the Year****
****Starfleet's 2019 Chapter of the Year****

USS DAVINCI STAFF ROSTER

Commanding Officer

RADM Joe Perry

Executive Officer

Mike Watkins

Operations Officer

VACANT

Community Service Officer

ENS Steve Cushing

Finance Officer

VACANT

Publications Officer

LTJG Leiko Koone

Records Officer

ADM Russell Ruhland

Science Officer

LT Scott Roop

Computer Science Officer

LTJG Leiko Koone

Counselor

CDR Diane Ruhland

Medical Officer

RADM Jeff Kirkland

Morale Officer

LT Dutch Cummings

Engineering Officer

VACANT

Communications Officer

LT Todd Kes

Quartermaster

LTCDR Randy Dunn

Security Chief

LT Scott Roop

Cadet Corps Commander

VACANT

UPCOMING EVENTS

**** 18 October, Night Out/Membership Meeting, Panera Bread Co. on Whitesville Road,
6:30 pm**



THE INTERNATIONAL
STAR TREK FAN ASSOCIATION, INC.

FROM THE CENTER SEAT

If anybody cannot come to the Nite Out and needs to pay dues, I can be found at the McDonalds on Bradley Park Drive for breakfast about 9:15 am every morning and for lunch about 1:15 pm.

RADM Joe Perry
Captain, USS DaVinci



HAPPY BIRTHDAY!



Here are just a few of the following DaVinci personnel, Star Trek celebrities, and historical events that are celebrating birthdays or anniversaries this month.

NASA Established (1958)	1 st
United States Army Balloon Corps Formed (1861)	1 st
Avery Brooks (CPT Benjamin Sisko, <i>Deep Space Nine</i>)	2 nd
Sputnik I, First Artificial Satellite, Launched by Soviet Union (1957)	4 th
Kathryn Sullivan Becomes First U.S. woman to Walk in Space (1984)	5 th
ENS Ryan Sabata	7 th
Scott Bakula (CPT Jonathan Archer, <i>Enterprise</i>)	9 th
“Flying Hobos” James Banning & Thomas Allen Become First Black Airmen to Fly Across U.S. (1932)	9 th
President Teddy Roosevelt becomes first US President to fly (1910)	11 th
CPT Chuck Yeager breaks the sound barrier (1947)	14 th
CRMN Everett Leonard	21 st
Gene Roddenberry Dies (1991)	24 th
CRMN Charles Koone	27 th

NITE OUT LOCATIONS

October

November

December

Panera Bread Co.

McCallister's

Red Robin

COSPLAY & CRAFTS

Halloween is only a few short weeks away. Costumes are a holiday must, but not everyone wants to spend a lot of money. So let's look at some budget friendly Star Trek DIY costume ideas by "The Woodland Elf" (with some notes from my crafty self). The shirts (and pants) for these costumes can be cheaply bought at any second-hand or discount store.

First, we have a Voyager/DS9 style costume tutorial. The full video is viewable at:
<https://thewoodlandelf.com/diy-star-trek-voyager-ds9-uniform/>



MATERIALS NEEDED:

- 1 Black Long-Sleeved Shirt
- 1 Red, Gold, or Blue shirt
- 1 Gray Turtleneck
- 1 Pair Black Dress Pants
- 1 Zipper (for shirt)
- Small Scrap of Cardboard
- Small Scraps of Silver & Gold Adhesive Foil (or Paint)
- Sticky Backed Velcro
- Enough Gold Paper Fasteners to Signify Your Chosen Rank
- Scissors
- Sewing Machine or Needle & Thread

First, you'll be cutting off the shoulders portion of the colored shirt, and sewing it onto the black shirt. Install the zipper down the front, like a jacket. (You can use Velcro instead of a zipper if that's easier for you.)

Stick the round gold-colored paper fasteners through the neck of the gray turtleneck shirt to indicate your desired rank. You can also paint gold circles onto the collar if that's easier. You can paint the center of the gold circles black, leaving a gold outline visible, if needed for your desired rank.

Take your black dress pants and cut a V-shaped slit in the front of the legs at the cuff. I recommend a slit no more than 1 inch wide at the base, and about four inches tall. Make sure the slit is centered at the front of the pants leg before you cut.

For the combadge, you will cut out one arrowhead, and one backing piece from the cardboard. (You can use the accompanying image as a pattern template.) Stick the gold foil over the arrowhead, and over the two visible ends of the backing piece. Leave some cardboard visible in the center of the backing piece so you can glue the two together securely. Cut out silver foil in shape of arrowhead, then trim edges so as to leave a thin line of gold about the outside edge. Attach some sticky-back Velcro to the back of the combadge, and stick the other piece of Velcro to the shirt in the appropriate location.



If you are painting your combadge instead of using sticky foil sheets, glue it together before painting. Be careful not to use too much paint. The liquid will warp cardboard if you apply it too thick.

Now you've got yourself a recognizable Voyager/DS9 era Starfleet uniform, and you didn't break the bank to make it. Now go get that candy! (You're never too old for fun. Embrace that inner child.)

Perhaps you're more of an Original Series fan. This brings us to our second budget costume tutorial. Full video viewable at:

<https://thewoodlandelf.com/diy-cheap-and-easy-star-trek-costumes/>



MATERIALS NEEDED:

- 1 Turtleneck in Red, Gold, or Blue
- 1 Black Turtleneck
- Squiggly Gold Trim Ribbon (for sleeves)
- Gold Material Scrap (for arrowhead insignia)
- Black Permanent Marker or Paint
- Scissors
- Sewing Machine or Needle & Thread
- Hot Glue Gun

First, we make the insignia patch. Take your gold material and cut it into the proper arrowhead shape. (I know the tutorial says to use silver, but screenshots of the show indicate gold is needed.) Use a black marker, or carefully paint, a thin black edge around the material, as well as your chosen design inside the arrowhead. (See reference image.)




For shirt, cut off the neck material of your turtleneck, making sure to cut above the seam line. Find the center of the front of your shirt collar, and cut a 1 inch slit. Hot glue the edge of the collar down so that the seam line is not visible. Fold the collar all the way the 1 inch cut at the front. This will create a V-neck shirt.

Hot glue to the patch onto the shirt in the appropriate place. Make sure to put some cardboard inside the shirt before gluing. Remove cardboard and discard after glue has cooled.

Grab your squiggly gold trim ribbon. Hot glue it around the cuffs of the sleeves to create the desired gold cuff decoration. Google images of your chosen uniform to make sure you have the gold sleeve trim right. It varies significantly.

Grab yourself a pair of black dress pants, and you've got a TOS uniform. I hope you've enjoyed these budget costume tutorials. "The Woodland Elf" has other Star Trek cosplay tutorials available, which can be found at the previously linked website.



MEMBERSHIPS



Many of you do not know when your membership in the DaVinci and/or Starfleet is due for renewal. So to help you remember, the following lists your **family** expiration dates.

Please note that if the date is highlighted in **RED**, your membership has expired and you need to renew as soon as possible to make sure you keep getting the Pilot every month.

If your name is in RED this will be your last Pilot.

If highlighted in **BOLD** your membership is nearing its expiration so please renew soon.

Name	DaVinci	Starfleet	Name	DaVinci	Starfleet
Sandra Adams	Expired	Expired	Leiko Koone	Jul 22	Feb 18
Michael Allen	Jul 23	Expired	Everett Leonard	Expired	Mar 15
Rodney Barham	Jul 21	Expired	Maria Morgan	Oct 22	—
Steve Brown	Expired	—	Gregory Newer	Jan 2022	Jan 30
Mackey Carter	Jun 21	Jul 1	Joe Perry	Dec 21	Nov 30
Corin Conner	Expired	—	Karen Pynenburg	Apr 22	Mar 18
Dutch Cummings	Expired	Expired	Scott Roop	Apr 22	Jun 2
Steve Cushing	Jan 22	—	Russell Ruhland	Jul 22	Feb 9
Randy Dunn	Expired	Expired	Dennis Shaw	Expired	Expired
Whitney Gaines	Expired	Expired	Thelma Shumpert	Expired	Feb 15
Freddy Heller	LTM	—	Jonathan Simmons	Expired	—
Karl Henry	Expired	—	Claudia Stephenson	Expired	—
Kirk Holcombe	Expired	Expired	Harold Stewart	Jul 22	Expired
Todd Kes	Mar 22	Nov 9	Adam Vought	Expired	Expired
Jeff Kirkland	Oct 21	Oct 21	Mike Watkins	Jun 23	Apr 18

THE NEXT DAVINCI NIGHT OUT AND
MEMBERSHIP MEETING WILL BE AT
Panera Bread Co. (Whitesville Rd)
ON MONDAY 18 OCTOBER AT 6:30 PM
COME FOR THE FOOD & FRIENDSHIP!!

LINKS

Here are a few important web sites relevant to the DaVinci:

USS DaVinci Home Page	http://www.ussdavinci.org/
Starfleet Home Page	http://www.sfi.org/
Starfleet Database	https://db.sfi.org
Starfleet Region 2 Home Page	http://region2.org/

TABULATIONS

Keep saving tabs! Turn your tabs in to Steve Cushing.

As always, the tabs can come off any type can from pop to pet food to soup! Ask your neighbors to save tabs for you; ask your church or other social group to save tabs. You will be surprised as to how many tabs you can collect that way.

Coupons		Tabs	
Jeff & Martha Kirkland	\$22,500	Freddy & Connie Heller	3588
Steve Cushing	\$8,335	Randy Dunn	385
Sandra	\$165	Steve & Lisa	2027
		Jeff & Martha Kirkland	6000

LATINUM VAULT

Opening Balance	\$17.16
Dues Paid	\$10.00
T-Shirt Sales	\$13.00
Closing Balance	\$40.16



DAVINCI T-SHIRTS

DaVinci t-shirts are still available! The cost is very reasonable: YM to L (\$11); XL (\$12), 2X (\$13), 3X (\$14), and 4X (\$15). Please contact Joe if you'd like to purchase a shirt.

Here is what the shirts look like:



Operations



Science



Engineering

Here is what we currently have in stock:

<u>Operations (Red)</u>		<u>Science (Blue)</u>		<u>Engineering (Yellow)</u>	
Medium	2	Youth Medium	1	Youth Medium	1
Large	0	Small	1	Small	1
XL	3	Medium	2	Medium	4
2X	2	Large	1	Large	2
4X	1	2X	2	XL/2X	0/0



Jeff Kirkland knows a woman who goes to his church that will embroider a DaVinci logo on any t-shirt or polo for only a \$10.00 fee. This is what it will look like. You have to supply the item in any color you wish. Bring me the item and the \$10.00 and I will send them to Jeff who will then pass on the items to the embroiderer.



CARGO BAY



STEVE BROWN
Owner

Mr. Tax of America®

COMPUTERIZED INCOME TAX & ACCOUNTING SERVICE

Phone (706) 327-3639
1117 13th Street
Columbus, GA 31901

24 HOUR REFUND COMPUTER
CALL 1-866-730-2274

Receive \$25 off Tax Preparation Fee!



Juan C. Cruz
Director of Operations
1931 Auburn Ave • Columbus, GA 31906
1660 Whittlesey Rd • Columbus, GA 31904
5435 Woodruff Farm • Columbus, GA 31907
Phone: (706) 317-3332
Fax: (706) 569-9330
Mobile: (843) 245-1670
jccruz@cicispizza.com



Receive Free Drink with Adult Buffet Purchase!


Get 10% Off when you spend \$5 or more.
Use Code DAVINCI10



Gryphic Designs
www.gryphicdesigns.com

Spend \$5, Get 10% Off with code DAVINCI10

**STEWART
CHIROPRACTIC**



Dr. Harold C. Stewart Jr.

P.O. Box 7603
4800 Armour Rd Bld D Suite B
Columbus, Georgia 31908

(706) 596-5200
(706) 596-5222 Fax
E-mail: stew121dc@aol.com

DaVinci Members Receive a 20 % Discount!



MAZUR

Piano Service
TUNING - REPAIRS - REGULATIONS
L. MAZUR, TUNER & TECHNICIAN

PH.: 706-322-1365
Cell: 706-575-2453

P.O. BOX 4409
COLUMBUS, GA 31914
EMAIL: slimtech1@gmail.com
www.tuneapiano.com

DaVinci Members Receive a \$20.00 Discount!

Cook's Place


MOON @ Miller Rd.
706-563-9212

Relive the 50's



Spend \$5.00 and Get a Free Drink!

ONE MORE THING THEN DISMISSED



Trek Wars

Above the planet Bajorine, the USS Millennium Defiant
departs station Death Star Nine

ALBRECHTGRAPHICS

THE NEXT DAVINCI NIGHT OUT AND
MEMBERSHIP MEETING WILL BE AT
Panera Bread Co. (Whitesville Rd)
ON MONDAY 18 OCTOBER AT 6:30 PM
COME FOR THE FOOD & FRIENDSHIP!!